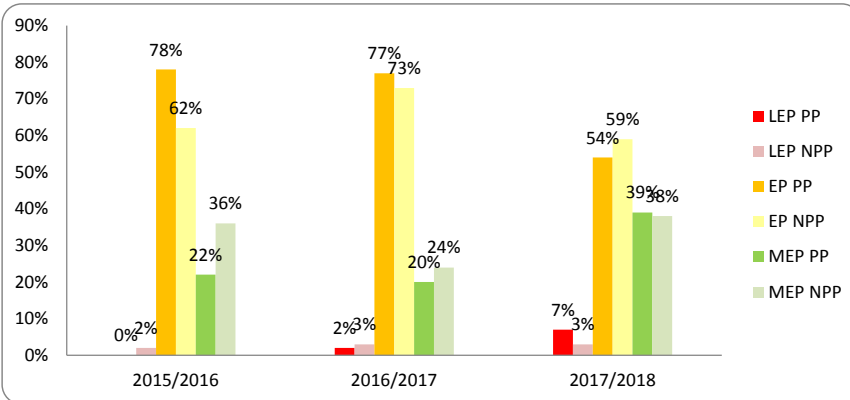


Pupil Premium: Comparison of Progress vs Expectation 2017 - 2018

Comparison of Pupil Progress 2015-2016 vs 2016-2017 vs 2017-2018

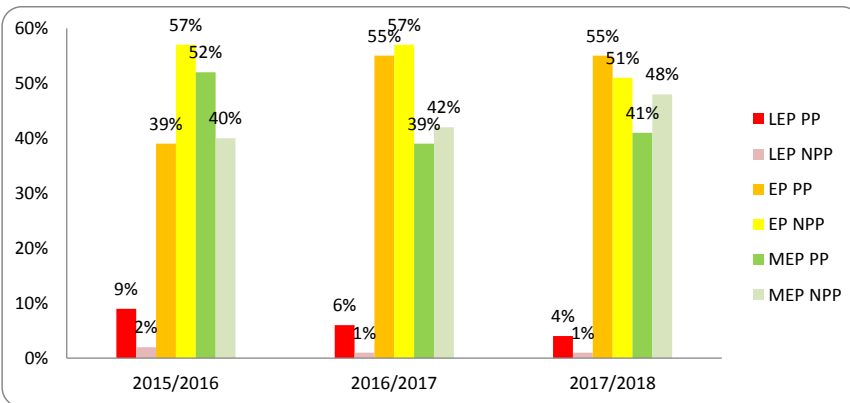
Pupil Premium - Language & Literacy



The data for Literacy and Language progress for those PP pupils is in line with non PP pupils. Two PP pupils have not made expected progress in this academic year.

93% of PP pupils made expected or better levels of progress.

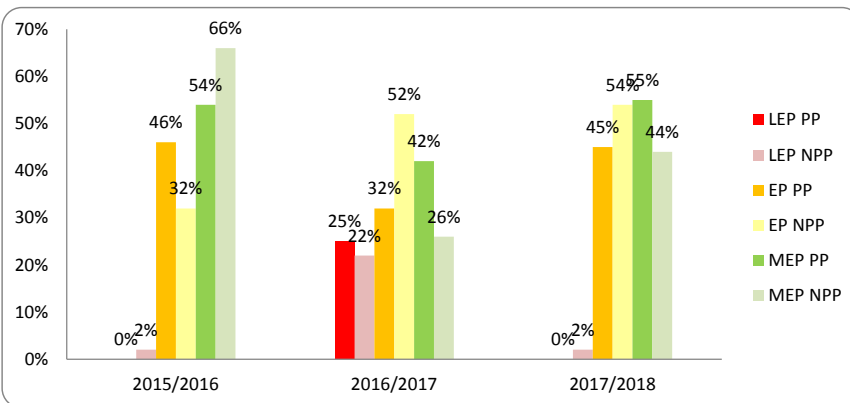
Pupil Premium - Mathematics



The data for progression in Mathematics for those PP pupils is in line with non PP pupils. One PP pupil has not made expected progress in this academic year.

96% of PP pupils made expected or better levels of progress.

Pupil Premium - PSD



The data for progression in PSD for PP Pupils shows that 100% of the pupils are making at least expected progress or better. This is a significant improvement on outcomes in the previous academic year.